

CONFERENCE SERIES  
MEETING SERIES  
LIST PRICES EFFECTIVE  
SEPTEMBER 10, 2009

M O T I V E



2 0 0 9

# HBF 2009 Price List Contents

Effective Date: September 10, 2009

**Mailing Address:**  
**HBF/HBF Textiles**  
PO Box 8  
Hickory, NC 28603-0008

**Shipping Address:**  
**HBF/HBF Textiles**  
900-12th Street Drive NW  
Hickory, NC 28601-4763

**Phone:** 828.328.2064  
**Fax:** 828.328.8816  
**info:** info@hbf.com  
www.hbf.com  
www.hbftextiles.com

## CONTENTS

### PAGE

#### SPECIFICATIONS

Base Options.....	5
Base Placement Options.....	6
Bumper Insert.....	3
Edge Details.....	3
Electrical Access Doors.....	7
Electrical Access Grommet.....	6
Extruded Leg Tables.....	5
Extruded Legs.....	5
FSC Certification.....	4
Finish Availability Chart.....	4
Laminate.....	3
Mesh Wire Management.....	6
Power/Data Plate, Rectangular.....	7
Power/Data Plate, Round.....	6
PVC T-Mold Edge.....	3
Shrouds, Veneer.....	5
Solid Surface Materials.....	3
Teaming Tables, Daisy Chain.....	7
Teaming Tables, Ganging Device.....	8
Teaming Tables, Modesty Panel.....	8
Teaming Tables, Power/Data.....	7
Veneers.....	4
Wire Management Channel.....	6
X-Base.....	5
X-Base Tables.....	7

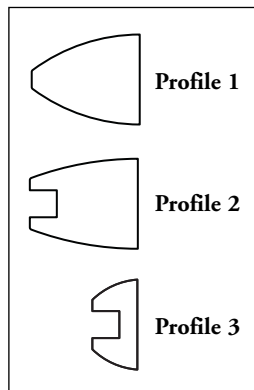
#### TABLES

Extruded Legs, Round.....	10
Extruded Legs, Square.....	10
Teaming Tables.....	17
X-Base, Round.....	9
X-Base, Square.....	9
X-Bases, Arched Boat.....	14
X-Bases, Rectangular.....	11

# HBF Motive Series

## Specifications - Materials

### Top Edge Details



#### Wood Veneer Tops

Edges are bordered with solid wood edge band or a 5/8" thick PVC T-mold with optional PVC bumper insert.

#### Laminate Tops

Edges are bordered with a 5/8" thick PVC T-mold with optional PVC bumper insert.

#### Solid Surface Tops

Edges are shaped from solid surface material. Optional PVC bumper insert.

**Select Profile 1, 2 or 3.**

**Select Profile 3.**

**Select Profile 1 or 2.**

See PVC T-mold section for color selection.

See Bumper Insert section for color selection.

On wood and solid surface tops indicate edge profile.

On wood, laminate, and solid surface tops indicate bumper insert color if specified.

### Laminate

Laminate tops are offered on all Motive tables.

The following Pionite® laminates are HBF standard selections:

Carnation White Suede	SW806	Stonedust Suede	SG224
Eggshell White Suede	SW803	Ingot Gray Suede	SG211
Tawny White Suede	SW812	Nubian Brown Suede	ST604
Ash Gray Suede	SG254	Anigre Suede	WX041
Pumice Suede	SG203	Hardrock Maple Suede	WM791
Folkstone Gray Suede	SG241		

Motive laminate tables can also be specified in any commercially available laminate. Pricing will be determined by the price of the specified laminate, lead time for the table will be based upon the availability of the laminate material. Contact HBF Customer Service for quote.

If laminate surface is specified, please indicate color selection on order.

### PVC T-Mold

The edges of Motive tables are formed with a 5/8" T-mold to create an attractive and very durable edge. This PVC T-mold is available in the following HBF standard colors and must be indicated on order:

Fog  
Sail White  
Black

### Bumper Insert

A decorative and protective PVC insert can be used with profiles 2 and 3. This insert is available in the following colors:

Fog  
Sail White  
Black

### Solid Surface Materials

Solid surface tops are available on all Motive tables except teaming tables.

Two standard HBF solid surface material colors are available – Alabaster White and Ebony Skies. Other solid surface materials may be specified; contact HBF Customer Service for pricing and lead time information.

Solid surface tops for the Motive series may also be specified with “contrasting” solid surface materials for the edge detail. **Add 5%** to solid surface List price as shown in price list.

Solid surface material “Care Kits” are available. One will ship with each order; additional kits are available for \$42 List per kit.

# HBF Motive Series

## Specifications - Materials

### Veneers

The following veneers are available with the finish options as shown below. Pricing for these veneers are shown by veneer grade.

Cherry, Maple and Walnut tops are plain sliced, slip matched. HBF Ligno-Grain veneers produce a textured surface that is not fully filled. This texture, combined with the slip matched linear pattern of the veneer, produces an interesting alternative wood surface. Oak is rift cut, slip matched. This produces a very straight, combed grain effect. Sapele and Anigre tops are quarter sliced and slip matched.

Anigre: Color and grain variations are typical characteristics of anigre veneer. Color may range from light yellow to pale brown, sometimes with a pink tint. The grain pattern of anigre will also vary in frequency and size; grain pattern changes should be expected within a given product or suite of furniture.

### FSC Certification

HBF has been granted Forest Stewardship Council (FSC) Chain-of-Custody Certification (SW-COC-003305) by the SmartWood program of the Rainforest Alliance. This new certification agreement will allow HBF to offer FSC certified wood veneer or core on a project basis to maintain Chain-of-Custody for the design firm and client. FSC Chain-of-Custody certification tracks certified wood from the forest to final production to ensure that responsible forestry practices were maintained at every level and to preserve this natural resource for generations to come. Contact HBF Customer Relations for pricing and lead time information.

### Finish Availability Chart

		Cherry	Veneer Grade 1			Veneer Grade 2		Veneer Grade 3
			Maple	Ligno-Grain	Walnut	Rift Oak	Sapele	Anigre
01	Centennial	•		•				
02	Espresso	•		•				
03	Imperial	•		•				
05	Tuscan	•		•				
06	Amber	•		•			•	
07	Chestnut	•		•				
09	Onyx	•		•				
10	Honey	•		•				
11	Amazon	•		•				
12	Wheat		•	•				
16	Caramel		•	•		•		
17	Scone						•	
18	Biscotti		M*					
19	Butterscotch							•
20	Hazelnut		M*					
21	Chai							•
22	Cider		M*					
23	Mocha					•		
24	Chocolat		M*					
25	Cocoa				•			
26	Latte		M*					
27	Honeycomb				•			
28	Nectar		M*					
29	Nutmeg				•			
30	Toffee		M*					

**M\* (maple):** These finishes are available only on maple seating and occasional table products and allow the specifier to create a finish that is complementary to non-maple veneers available on conference and casegood products. HBF's maple seating and occasional table products can therefore be specified with HBF conference and casegoods constructed with the available non-maple veneers and create an office environment with complementary wood tones. These finishes are not available on conference or casegood products.

18 Biscotti on maple complements 17 Scone on sapele  
 20 Hazelnut on maple complements 19 Butterscotch on anigre  
 22 Cider on maple complements 21 Chai on anigre  
 24 Chocolat on maple complements 23 Mocha on rift oak  
 26 Latte on maple complements 25 Cocoa on walnut  
 28 Nectar on maple complements 27 Honeycomb on walnut  
 30 Toffee on maple complements 29 Nutmeg on walnut

All conference and casegood products are standard with a 30° sheen.

An upcharge of **10% Net** per unit for conference and casegood products, with a minimum upcharge of **\$500 Net** per order will apply for any custom wood finish.

# HBF Motive Series

## Specifications - Materials

### Base Options

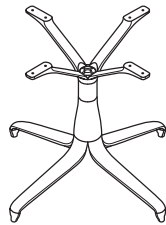
Motive tables are offered in three versions: single X-base, multi X-base with stretcher or extruded leg. Teaming tables are available in the extruded leg version only.

### X-Base

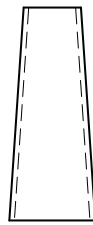
Round and square tables are available with a single X-base. Rectangular and arched boat shaped tables come with multiple X-bases.

X-bases are standard in polished aluminum. A brushed aluminum finish is also available for an additional upcharge. Please contact HBF Customer Service for pricing and availability.

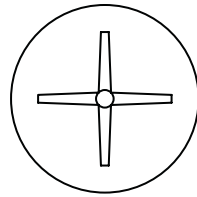
All X-base tables are available with a veneer wrapped shroud option. This must be noted on the purchase order by adding the code “-WS” to the style number.



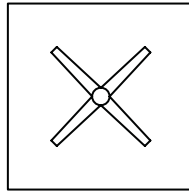
X-base Detail



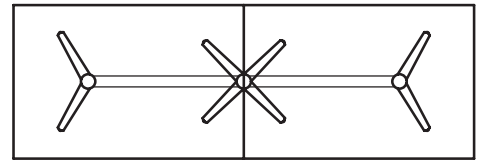
Veneer Shroud



Round Table  
Base Configuration



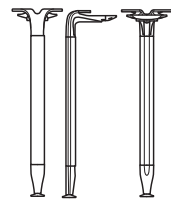
Square Table  
Base Configuration



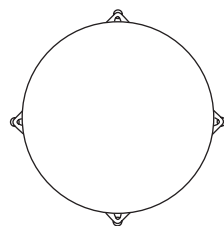
Rectangular Table  
Base Configuration

### Extruded Leg


The extruded leg is a brushed aluminum finish and incorporates wire management capabilities. The extruded leg is captured in a groove in the edge of the table. Extruded legs are only available on tables that specify edge profile 2 or 3. Locking casters may be added to the extruded leg tables to facilitate relocation. Caster availability will be noted for applicable products and must be specified on the purchase order by adding the code “CC” to the table style number.



Single Leg Detail



Round Table  
Leg Configuration



Square Table  
Leg Configuration



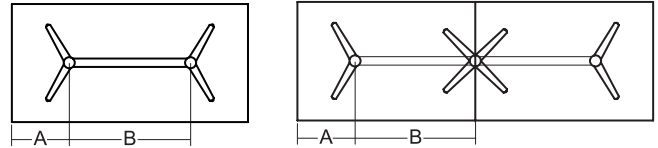
Teaming Table  
Leg Configuration

# HBF Motive Series

## Specifications - Materials

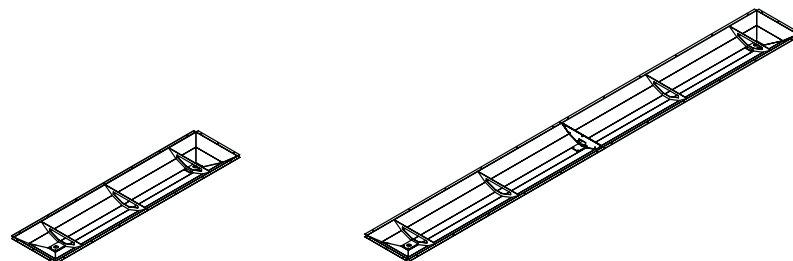
### Base Placement Locations

Table Dimension	A	B
48" x 96"	23 1/4"	49 1/2"
48" x 108"	23 3/4"	60 1/2"
48" x 120"	23 3/4"	70 1/2"
54" x 144"	22 1/2"	(2) 49 1/2"
54" x 168"	23 1/2"	(2) 60 1/2"
54" x 192"	25 1/2"	(2) 70 1/2"
60" x 216"	26 1/2"	(2) 81 1/2"



### Wire Management Channel

A metal power channel is standard on all powered Motive tables with multiple X-bases and stretchers. This horizontal channel connects with the bases to accommodate data/electrical wiring and provides additional support. The power channel is offered in a Satin Pewter powder coat finish.



**Wire Management Channel**  
Two X-Base Tables

**Wire Management Channel**  
Three X-Base Tables

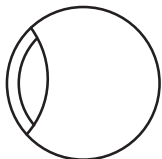
### Mesh Wire Management

HBF offers an optional mesh wire management sock in black or beige on the X-base tables only. The mesh wire management sock is ordered separately as AC96MS. Specify beige or black mesh.



### Electrical Access Grommet

Round or square Motive tables with single X-base, or tables with extruded legs, are available with a compact power/data unit with a removable grommet cover. The round grommet is standard in HBF Satin Pewter powder coat finish. Grommet mounts flush with the top surface.



### Power/Data Plate

Motive tables specifying power/data capabilities will be equipped with a power/data unit that provides two (2) 110 volt electrical outlets and two (2) Cat.5E data jacks. This unit uses a six foot soft cord with a grounded plug. Tables with single X-base may also be specified as hardwired.



The electrical components provided within this group of furniture are engineered and manufactured in compliance with NEC regulation; **however it is the responsibility of the specifier and contracted installer of the furniture to be aware of the local building and electrical restrictions.** Electrical components meet both Chicago and New York electrical codes.

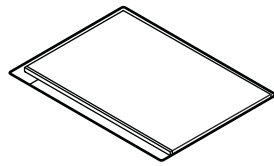
Additional voice/data inserts are available to replace the standard data jacks. These inserts can be ordered from Doug Mockett & Company ([www.mockett.com](http://www.mockett.com)) and installed as required by the end user's data specialist to accommodate specific requirements.

# HBF Motive Series

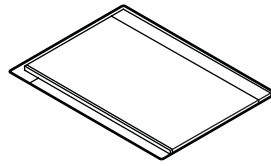
## Specifications - Materials

### Electrical Access Doors

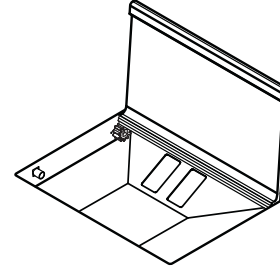
Metal electrical access doors for Motive tables with X-bases and stretchers have a soft closing hinged door and are standard in a clear anodized aluminum finish. These are also offered with veneer, glass and solid surface material inserts. Inserts must be noted on the purchase order by adding the correct veneer, glass or solid surface code to the style number. Access doors pivot vertically to provide easy access to the power/data connections and are mounted flush with the top surface.



**Electrical Access Door 1**  
Aluminum access door



**Electrical Access Door 2**  
Aluminum access door with veneer, glass or acrylic insert



### Power/Data Plate

Motive tables with X-bases and stretchers with power/data units are hardwired and must be installed by a licensed electrician.

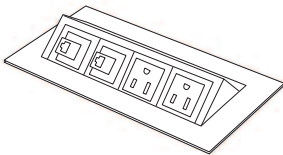


The power/data plate provides four (4) 110 volt electrical outlets and two (2) blank voice/data modules. Data and power are separated within the power/data plate. HBF recommends using shielded cable for data/communications applications.

The electrical components provided within this group of furniture are engineered and manufactured in compliance with NEC regulation; **however it is the responsibility of the specifier and contracted installer of the furniture to be aware of the local building and electrical restrictions.** Electrical components meet both Chicago and New York electrical codes.

Voice/data connections are provided by means of a knockout cover fitted to an opening designed around industry standard modules. Two systems that work with these power units are the Panduit Netkey and Siemon Max modules. Contact [www.panduit.com](http://www.panduit.com) and [www.siemon.com](http://www.siemon.com) for more information. These can be installed as needed by the end user's data specialist. Neither Panduit or Siemon is connected in any way to HBF.

### Teaming Table Power



Motive teaming tables are available with a UL listed power and data center with a rotating face that provides access to two (2) power duplexes and two (2) RJ45 data/voice modules. The AC96M housing is clear anodized aluminum. The unit is standard with a ten foot soft cord and three prong grounded plug. Unit measures 8 3/8" OW x 4 3/8" OD. Optional kits to daisy chain multiple tables are available.

### Daisy Chain Power

Teaming tables can be daisy chained together using the optional daisy chain kit. This is a single circuit system that incorporates 2 duplex outlets per table; up to 6 tables can be connected on one circuit. Specify (1) jumper kit per table based on the table size. Use the kit with "N" in the part number for New York applications. Specify (1) AC96DCST for one table or each group of six tables This starter kit connects the table to the building's power supply. (Daisy chain power units are not available for Chicago.)

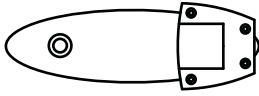


# HBF Motive Series

## Specifications - Materials

---

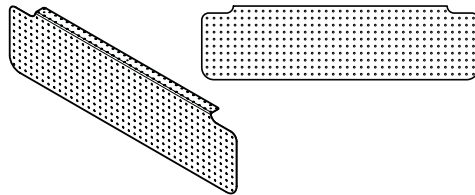
### Teaming Table Ganging Device



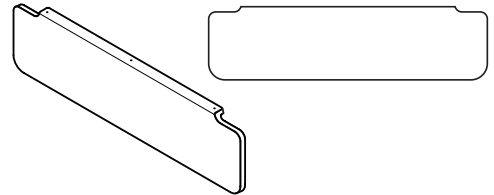
Motive teaming tables are available with an optional ganging device to connect multiple tables. The SURF® connector is mounted under the table top to connect tables by inserting the ellipse into the mating part. When connected, you lock and tighten the SURF® by closing the black plastic locking cap. The ganging device swivels out of the way when not in use.

### Teaming Table Modesty Panel

Motive teaming tables are available with an optional modesty panel that is centered between the legs of the table and extends 10 1/2" below the table top. The modesty panel is offered in veneer, laminate and perforated metal. The perforated metal panel is powder coated Matte Aluminum. Modesty panels, mounting brackets and installation instructions are sent as a kit to be installed in the field.



**Perforated Metal Modesty Panel**

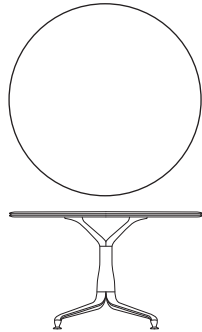


**Veneer or Laminate Modesty Panel**

# HBF Motive Series

Style Number	List Prices	Veneer 1	Veneer 2	Veneer 3	Laminate	Solid Surface	Dimensions				Cartoned Weight (lbs.)
							OW	OD	OH	DIA	

## Round with X Base



<b>MO74A-X</b>	<b>2210</b>	<b>2387</b>	<b>2652</b>	<b>1290</b>	<b>3570</b>			29	42	170
<b>MO74B-X</b>	<b>2415</b>	<b>2608</b>	<b>2898</b>	<b>1305</b>	<b>3900</b>			29	48	180
<b>MO74C-X</b>	<b>2620</b>	<b>2830</b>	<b>3144</b>	<b>1415</b>	<b>4230</b>			29	54	195

Veneer species must be noted on each line item.

Edge profile must be noted on each line item.

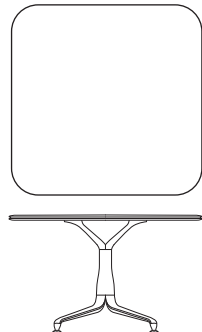
Note: Veneer and Solid Surface price is for Edge Profile #1.

Veneer and Solid Surface **add 5% List** for Edge Profile #2.

Contrasting solid surface edge details may be specified for Edge Profile #2. **Add 5%** to the above solid surface List price.

Veneer and Laminate price is for Edge Profile #3.

## Square with X Base



<b>MO77A-X</b>	<b>2495</b>	<b>2695</b>	<b>2994</b>	<b>1460</b>	<b>3710</b>	42	42	29		180
<b>MO77B-X</b>	<b>2770</b>	<b>2992</b>	<b>3324</b>	<b>1590</b>	<b>4045</b>	48	48	29		190
<b>MO77C-X</b>	<b>3020</b>	<b>3262</b>	<b>3624</b>	<b>1735</b>	<b>4410</b>	54	54	29		205

Veneer species must be noted on each line item.

Edge profile must be noted on each line item.

Note: Veneer and Solid Surface price is for Edge Profile #1.

Veneer and Solid Surface **add 5% List** for Edge Profile #2.

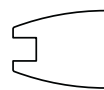
Contrasting solid surface edge details may be specified for Edge Profile #2. **Add 5%** to the above solid surface List price.

Veneer and Laminate price is for Edge Profile #3.

## Edge Details




**Profile 1**  
Wood Veneer and  
Solid Surface Tops




**Profile 2**  
Wood Veneer and  
Solid Surface Tops




**Profile 3**  
Wood Veneer and  
Laminate Tops




**PVC Protective Edge**  
(Veneer tops only)  
Add -T to style number  
Deduct \$260 List



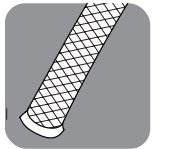
**Bumper Insert**  
Add -B1 to style number  
Add \$95 List



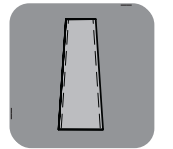
**Hardwired Power/Data**  
Add -RH1 (one unit) to style number  
Add \$495 List



**Softwired Power/Data**  
Add -RS1 (one unit) to style number  
Add \$495 List



**Mesh Wire Management**  
Add AC96MS to style number  
Add \$345 List  
(Specify beige or black mesh)



**Veneer Shrouds**  
Add -WS to style number  
Add \$175 List for single unit

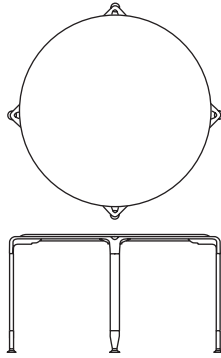
Veneer species must be noted on each line item

Veneer Grade 1	Veneer Grade 2	Veneer Grade 3
Cherry	Rift Oak	Anigre
Maple	Sapele	
Ligno-Grain		
Walnut		

# HBF Motive Series

Style Number	List Prices					Solid Surface	Dimensions				Cartoned Weight (lbs.)
	Veneer 1	Veneer 2	Veneer 3	Laminate			OW	OD	OH	DIA	

## Round with Extruded Legs



MO74A-F	2165	2338	2598	1025	3480			29	42	155
MO74B-F	2365	2554	2838	1120	3800			29	48	165
MO74C-F	2565	2770	3078	1215	4125			29	54	180
MO74D-F	2785	3008	3342	1320	4475			29	60	195

Veneer species must be noted on each line item.


Edge profile must be noted on each line item.

Note: Veneer and Solid Surface price is for Edge Profile #2.

Contrasting solid surface edge details may be specified for Edge Profile #2. Add 5% to the above solid surface List price.

Veneer and Laminate price is for Edge Profile #3.

## Square with Extruded Legs



MO77A-F	2450	2646	2940	1065	3895	42	42	29	165
MO77B-F	2725	2943	3270	1160	4245	48	48	29	175
MO77C-F	2970	3208	3564	1265	4630	54	54	29	190

Veneer species must be noted on each line item.

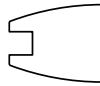
Edge profile must be noted on each line item.

Note: Veneer and Solid Surface price is for Edge Profile #2.

Contrasting solid surface edge details may be specified for Edge Profile #2. Add 5% to the above solid surface List price.

Veneer and Laminate price is for Edge Profile #3.

## Edge Details



**Profile 2**  
Wood Veneer and  
Solid Surface Tops



**Profile 3**  
Wood Veneer and  
Laminate Tops

**PVC Protective Edge**  
(Veneer tops only)  
Add -T to style number  
Deduct \$260 List

**Bumper Insert**  
Add -B1 to style  
number  
Add \$95 List

**Softwired  
Power/Data**  
Add -RS1 (one unit)  
to style number  
Add \$495 List

**Locking Casters**  
Add -CC  
to style number  
No Charge


Veneer species must be noted on each line item

Veneer Grade 1	Veneer Grade 2	Veneer Grade 3
Cherry	Rift Oak	Anigre
Maple	Sapele	
Ligno-Grain		
Walnut		

# HBF Motive Series

Style Number	List Prices	Veneer 1	Veneer 2	Veneer 3	Laminate	Solid Surface	Dimensions				Cartoned Weight (lbs.)
							OW	OD	OH	DIA	

## Rectangular with Two X Bases



MO78E-H	4810	5195	5772	2200	6495	96	48	29	325
MO78F-H	5380	5810	6456	2380	7015	108	48	29	345
MO78G-H	5950	6426	7140	2570	7575	120	48	29	360

Veneer species must be noted on each line item.

Edge profile must be noted on each line item.

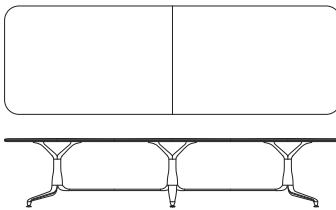
Note: Veneer and Solid Surface price is for Edge Profile #1.

Veneer and Solid Surface **add 5% List** for Edge Profile #2.

Contrasting solid surface edge details may be specified for Edge Profile #2. **Add 5%** to the above solid surface List price.

Veneer and Laminate price is for Edge Profile #3.

## Rectangular with Three X Bases



MO78H-H	8190	8845	9828	3790	9920	144	54	29	510
MO78J-H	10155	10697	12186	4700	12300	168	54	29	545
MO78K-H	10970	11848	13164	5075	13285	192	54	29	615
MO78L-H	11845	12793	14214	5840	14345	216	60	29	660

Veneer species must be noted on each line item.

Edge profile must be noted on each line item.

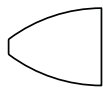
Note: Veneer and Solid Surface price is for Edge Profile #1.

Veneer and Solid Surface **add 5% List** for Edge Profile #2.

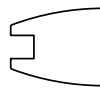
Contrasting solid surface edge details may be specified for Edge Profile #2. **Add 5%** to the above solid surface List price.

Veneer and Laminate price is for Edge Profile #3.

## Edge Details



**Profile 1**  
Wood Veneer and  
Solid Surface Tops



**Profile 2**  
Wood Veneer and  
Solid Surface Tops



**Profile 3**  
Wood Veneer and  
Laminate Tops

**PVC Protective Edge (Veneer tops only)**  
Add -T to style number  
**Deduct \$260 List**

**Bumper Insert**  
Add -B2 to style number  
for one piece top  
**Add \$150 List**  
Add -B3 to style number  
for two piece top  
**Add \$205 List**

**Hardwired Power/Data**  
Add -RH2 (two units)  
to style number  
**Add \$990 List**  
(Units placed over  
end bases)

**Softwired Power/Data**  
Add -RS2 (two units)  
to style number  
**Add \$990 List**

**Veneer Shrouds**  
Add -WS  
to style number  
**Add \$350 List**  
for two base units  
**Add \$525 List**  
for triple base units


Veneer species must be noted on each line item

<u>Veneer Grade 1</u>	<u>Veneer Grade 2</u>	<u>Veneer Grade 3</u>
Cherry	Rift Oak	Anigre
Maple	Sapele	
Ligno-Grain		
Walnut		

# HBF Motive Series

Style Number	List Prices	Veneer				Laminate	Solid Surface	Dimensions				Cartoned Weight (lbs.)
		Veneer 1	Veneer 2	Veneer 3				OW	OD	OH	DIA	

## Rectangular with Two X Bases and Power



<b>MO78S-HB1</b>	<b>5845</b>	<b>6313</b>	<b>7014</b>	<b>3325</b>	<b>7545</b>	96	48	29	325
<b>MO78T-HB1</b>	<b>6420</b>	<b>6934</b>	<b>7704</b>	<b>3590</b>	<b>8150</b>	108	48	29	345
<b>MO78V-HB1</b>	<b>6995</b>	<b>7555</b>	<b>8394</b>	<b>3880</b>	<b>8800</b>	120	48	29	360

Veneer species must be noted on each line item.

Edge profile must be noted on each line item.

Note: Veneer and Solid Surface price is for Edge Profile #1.

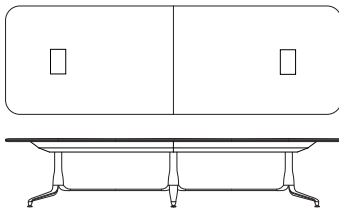
Veneer and Solid Surface **add 5% List** for Edge Profile #2.

Contrasting solid surface edge details may be specified for Edge Profile #2. **Add 5%** to the above solid surface List price.

Veneer and Laminate price is for Edge Profile #3.

Tables are standard with full aluminum door. Aluminum door with insert options must be noted on order.

## Rectangular with Three X Bases and Power



<b>MO78W-HB2</b>	<b>9815</b>	<b>10600</b>	<b>11778</b>	<b>6020</b>	<b>11940</b>	144	54	29	510
<b>MO78X-HB2</b>	<b>12170</b>	<b>13144</b>	<b>14604</b>	<b>7465</b>	<b>14810</b>	168	54	29	545
<b>MO78Y-HB2</b>	<b>13145</b>	<b>14197</b>	<b>15774</b>	<b>8065</b>	<b>15995</b>	192	54	29	615
<b>MO78Z-HB2</b>	<b>14195</b>	<b>15331</b>	<b>17034</b>	<b>8710</b>	<b>17270</b>	216	60	29	660

Veneer species must be noted on each line item.

Edge profile must be noted on each line item.

Note: Veneer and Solid Surface price is for Edge Profile #1.

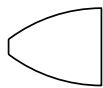
Veneer and Solid Surface **add 5% List** for Edge Profile #2.

Contrasting solid surface edge details may be specified for Edge Profile #2. **Add 5%** to the above solid surface List price.

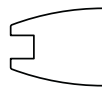
Veneer and Laminate price is for Edge Profile #3.

Tables are standard with full aluminum door. Aluminum door with insert options must be noted on order.

## Edge Details



**Profile 1**  
Wood Veneer and  
Solid Surface Tops



**Profile 2**  
Wood Veneer and  
Solid Surface Tops



**Profile 3**  
Wood Veneer and  
Laminate Tops

**PVC Protective Edge**  
(Veneer tops only)  
Add -T to style number  
**Deduct \$260 List**

**Bumper Insert**  
Add -B2 to style number  
for one piece top  
**Add \$150 List**  
Add -B3 to style number  
for two piece top  
**Add \$205 List**

**Access Door Inserts**  
Specify Option Desired  
1. Aluminum door with veneer insert.  
Add -AV, \$205 List per door  
2. Aluminum door with glass insert.  
Add -AG, \$135 List per door  
3. Aluminum door with acrylic insert.  
Add -AA, \$110 List per door

**Veneer Shrouds**  
Add -WS  
to style number  
**Add \$350 List**  
for two base units  
**Add \$525 List**  
for triple base units

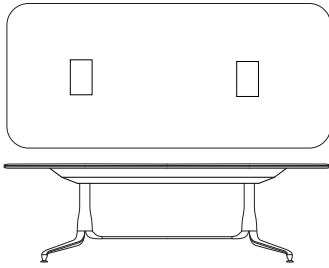
Veneer species must be noted on each line item

Veneer Grade 1	Veneer Grade 2	Veneer Grade 3
Cherry	Rift Oak	Anigre
Maple	Sapele	
Ligno-Grain		
Walnut		

# HBF Motive Series

Style Number	List Prices			Laminate	Solid Surface	Dimensions				Cartoned Weight (lbs.)
	Veneer 1	Veneer 2	Veneer 3			OW	OD	OH	DIA	

## Rectangular with Two X Bases and Power



<b>MO78S-HB2</b>	<b>6420</b>	<b>6934</b>	<b>7704</b>	<b>3940</b>	<b>8120</b>	96	48	29	325
<b>MO78T-HB2</b>	<b>6995</b>	<b>7555</b>	<b>8394</b>	<b>4205</b>	<b>8725</b>	108	48	29	345
<b>MO78V-HB2</b>	<b>7565</b>	<b>8170</b>	<b>9078</b>	<b>4495</b>	<b>9375</b>	120	48	29	360

Veneer species must be noted on each line item.

Edge profile must be noted on each line item.

Note: Veneer and Solid Surface price is for Edge Profile #1.

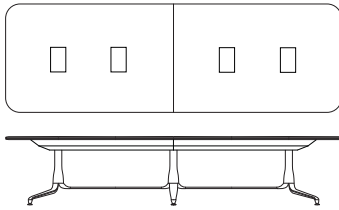
Veneer and Solid Surface **add 5% List** for Edge Profile #2.

Contrasting solid surface edge details may be specified for Edge Profile #2. **Add 5%** to the above solid surface List price.

Veneer and Laminate price is for Edge Profile #3.

Tables are standard with full aluminum door. Aluminum door with insert options must be noted on order.

## Rectangular with Three X Bases and Power



<b>MO78W-HB4</b>	<b>10320</b>	<b>11146</b>	<b>12384</b>	<b>6530</b>	<b>12450</b>	144	54	29	510
<b>MO78X-HB4</b>	<b>12800</b>	<b>13824</b>	<b>15360</b>	<b>8095</b>	<b>15435</b>	168	54	29	545
<b>MO78Y-HB4</b>	<b>13825</b>	<b>14931</b>	<b>16590</b>	<b>8745</b>	<b>16675</b>	192	54	29	615
<b>MO78Z-HB4</b>	<b>14930</b>	<b>16124</b>	<b>17916</b>	<b>9445</b>	<b>18005</b>	216	60	29	660

Veneer species must be noted on each line item.

Edge profile must be noted on each line item.

Note: Veneer and Solid Surface price is for Edge Profile #1.

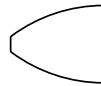
Veneer and Solid Surface **add 5% List** for Edge Profile #2.

Contrasting solid surface edge details may be specified for Edge Profile #2. **Add 5%** to the above solid surface List price.

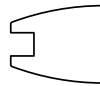
Veneer and Laminate price is for Edge Profile #3.

Tables are standard with full aluminum door. Aluminum door with insert options must be noted on order.

## Edge Details



**Profile 1**  
Wood Veneer and  
Solid Surface Tops



**Profile 2**  
Wood Veneer and  
Solid Surface Tops



**Profile 3**  
Wood Veneer and  
Laminate Tops

**PVC Protective Edge**  
(Veneer tops only)  
Add -T to style number  
**Deduct \$260 List**

**Bumper Insert**  
Add -B2 to style number  
for one piece top  
**Add \$150 List**  
Add -B3 to style number  
for two piece top  
**Add \$205 List**

**Access Door Inserts**  
Specify Option Desired  
1. Aluminum door with veneer insert.  
Add -AV, \$205 List per door  
2. Aluminum door with glass insert.  
Add -AG, \$135 List per door  
3. Aluminum door with acrylic insert.  
Add -AA, \$110 List per door

**Veneer Shrouds**  
Add -WS  
to style number  
**Add \$350 List**  
for two base units  
**Add \$525 List**  
for triple base units

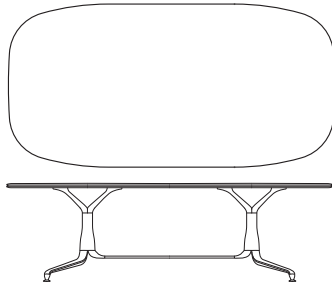
Veneer species must be noted on each line item

Veneer Grade 1	Veneer Grade 2	Veneer Grade 3
Cherry	Rift Oak	Anigre
Maple	Sapele	
Ligno-Grain		
Walnut		

# HBF Motive Series

Style Number	List Prices	List Prices			Laminate	Solid Surface	Dimensions				Cartoned Weight (lbs.)
		Veneer 1	Veneer 2	Veneer 3			OW	OD	OH	DIA	

## Arched boat with Two X Bases



MO80E-H	4950	5346	5940	2575	6635	96	48	29	325
MO80F-H	5520	5962	6624	2530	7155	108	48	29	345
MO80G-H	6090	6577	7308	2720	7715	120	48	29	360

Veneer species must be noted on each line item.

Edge profile must be noted on each line item.

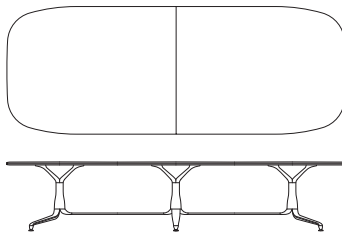
Note: Veneer and Solid Surface price is for Edge Profile #1.

Veneer and Solid Surface **add 5% List** for Edge Profile #2.

Contrasting solid surface edge details may be specified for Edge Profile #2. **Add 5%** to the above solid surface List price.

Veneer and Laminate price is for Edge Profile #3.

## Arched boat with Three X Bases



MO80H-H	8330	8996	9996	3940	10060	144	54	29	510
MO80J-H	10295	11119	12354	4850	12440	168	54	29	545
MO80K-H	11110	11999	13332	5225	13425	192	54	29	615
MO80L-H	11985	12944	14382	5630	14485	216	60	29	660

Veneer species must be noted on each line item.

Edge profile must be noted on each line item.

Note: Veneer and Solid Surface price is for Edge Profile #1.

Veneer and Solid Surface **add 5% List** for Edge Profile #2.

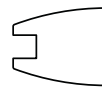
Contrasting solid surface edge details may be specified for Edge Profile #2. **Add 5%** to the above solid surface List price.

Veneer and Laminate price is for Edge Profile #3.

## Edge Details



**Profile 1**  
Wood Veneer and  
Solid Surface Tops



**Profile 2**  
Wood Veneer and  
Solid Surface Tops



**Profile 3**  
Wood Veneer and  
Laminate Tops

**PVC Protective Edge**  
(Veneer tops only)  
Add -T to style number  
**Deduct \$260 List**

**Bumper Insert**  
Add -B2 to style number  
for one piece top  
**Add \$150 List**  
Add -B3 to style number  
for two piece top  
**Add \$205 List**

**Hardwired Power/Data**  
Add -RH2 (two units)  
to style number  
**Add \$990 List**  
(Units placed over  
end bases)

**Softwired Power/Data**  
Add -RS2 (two units)  
to style number  
**Add \$990 List**

**Veneer Shrouds**  
Add -WS  
to style number  
**Add \$350 List**  
for two base units  
**Add \$525 List**  
for triple base units

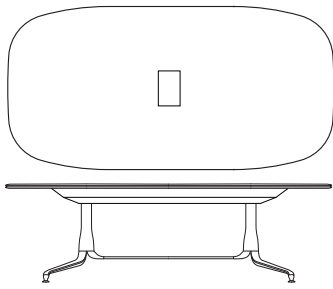
Veneer species must be noted on each line item

Veneer Grade 1	Veneer Grade 2	Veneer Grade 3
Cherry	Rift Oak	Anigre
Maple	Sapele	
Ligno-Grain		
Walnut		

# HBF Motive Series

Style Number	List Prices	Veneer 1	Veneer 2	Veneer 3	Laminate	Solid Surface	Dimensions				Cartoned Weight (lbs.)
							OW	OD	OH	DIA	

## Arched boat with Two X Bases and Power



MO80S-HB1	5985	6464	7182	3475	7685	96	48	29	325
MO80T-HB1	6560	7085	7872	4090	8260	108	48	29	345
MO80V-HB1	7135	7706	8562	4030	8940	120	48	29	360

Veneer species must be noted on each line item.

Edge profile must be noted on each line item.

Note: Veneer and Solid Surface price is for Edge Profile #1.

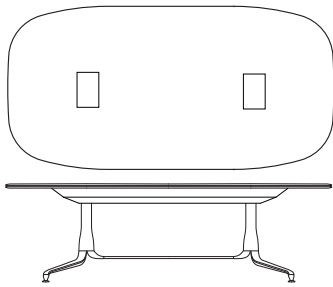
Veneer and Solid Surface **add 5% List** for Edge Profile #2.

Contrasting solid surface edge details may be specified for Edge Profile #2. **Add 5%** to the above solid surface List price.

Veneer and Laminate price is for Edge Profile #3.

Tables are standard with full aluminum door. Aluminum door with insert options must be noted on order.

## Arched boat with Two X Bases and Power



MO80S-HB2	6560	7085	7872	4090	8260	96	48	29	325
MO80T-HB2	7135	7706	8562	4355	8865	108	48	29	345
MO80V-HB2	7705	8321	9246	4645	9515	120	48	29	360

Veneer species must be noted on each line item.

Edge profile must be noted on each line item.

Note: Veneer and Solid Surface price is for Edge Profile #1.

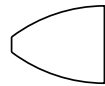
Veneer and Solid Surface **add 5% List** for Edge Profile #2.

Contrasting solid surface edge details may be specified for Edge Profile #2. **Add 5%** to the above solid surface List price.

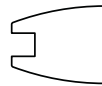
Veneer and Laminate price is for Edge Profile #3.

Tables are standard with full aluminum door. Aluminum door with insert options must be noted on order.

## Edge Details



**Profile 1**  
Wood Veneer and  
Solid Surface Tops



**Profile 2**  
Wood Veneer and  
Solid Surface Tops



**Profile 3**  
Wood Veneer and  
Laminate Tops

**PVC Protective Edge**  
(Veneer tops only)  
Add -T to style number  
**Deduct \$260 List**

**Bumper Insert**  
Add -B2 to style number  
for one piece top  
**Add \$150 List**  
Add -B3 to style number  
for two piece top  
**Add \$205 List**


**Access Door Inserts**  
Specify Option Desired  
1. Aluminum door with veneer insert.  
**Add -AW, \$205 List per door**  
2. Aluminum door with glass insert.  
**Add -AG, \$135 List per door**  
3. Aluminum door with acrylic insert.  
**Add -AA, \$110 List per door**

**Veneer Shrouds**  
Add -WS  
to style number  
**Add \$350 List**  
for two base units  
**Add \$525 List**  
for triple base units

## Veneer species must be noted on each line item

<u>Veneer Grade 1</u>	<u>Veneer Grade 2</u>	<u>Veneer Grade 3</u>
Cherry	Rift Oak	Anigre
Maple	Sapele	
Ligno-Grain		
Walnut		

# HBF Motive Series

Style Number	List Prices	Veneer 1	Veneer 2	Veneer 3	Laminate	Solid Surface	Dimensions				Cartoned Weight (lbs.)
							OW	OD	OH	DIA	
<b>Arched boat with Three X Bases and Power</b>											
	MO80W-HB2	9955	10751	11946	6170	12080	144	54	29		510
	MO80X-HB2	12310	13295	14772	7615	14950	168	54	29		545
	MO80Y-HB2	13285	14348	15942	8215	16135	192	54	29		615
	MO80Z-HB2	14335	15482	17202	8860	17410	216	60	29		660

Veneer species must be noted on each line item.

Edge profile must be noted on each line item.

Note: Veneer and Solid Surface price is for Edge Profile #1.

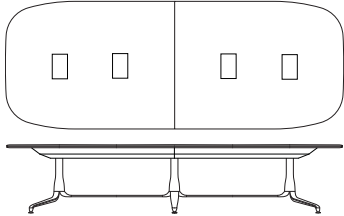
Veneer and Solid Surface **add 5% List** for Edge Profile #2.

Contrasting solid surface edge details may be specified for Edge Profile #2. **Add 5%** to the above solid surface List price.

Veneer and Laminate price is for Edge Profile #3.

Tables are standard with full aluminum door. Aluminum door with insert options must be noted on order.

## Arched boat with Three X Bases and Power

	MO80W-HB4	10460	11297	12552	6670	12590	144	54	29		510
	MO80X-HB4	12940	13975	15528	8235	15575	168	54	29		545
	MO80Y-HB4	13965	15082	16758	8885	16815	192	54	29		615
	MO80Z-HB4	15070	16276	18084	9585	18145	216	60	29		660

Veneer species must be noted on each line item.

Edge profile must be noted on each line item.

Note: Veneer and Solid Surface price is for Edge Profile #1.

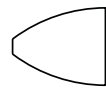
Veneer and Solid Surface **add 5% List** for Edge Profile #2.

Contrasting solid surface edge details may be specified for Edge Profile #2. **Add 5%** to the above solid surface List price.

Veneer and Laminate price is for Edge Profile #3.

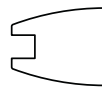
Tables are standard with full aluminum door. Aluminum door with insert options must be noted on order.

## Edge Details



### Profile 1

Wood Veneer and Solid Surface Tops




### Profile 2

Wood Veneer and Solid Surface Tops

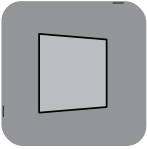


### Profile 3

Wood Veneer and Laminate Tops



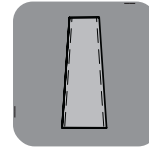
**PVC Protective Edge (Veneer tops only)**  
Add -T to style number  
**Deduct \$260 List**



**Bumper Insert**  
Add -B2 to style number for one piece top  
**Add \$150 List**  
Add -B3 to style number for two piece top  
**Add \$205 List**



**Access Door Inserts**  
Specify Option Desired  
1. Aluminum door with veneer insert.  
**Add -AW, \$205 List per door**  
2. Aluminum door with glass insert.  
**Add -AG, \$135 List per door**  
3. Aluminum door with acrylic insert.  
**Add -AA, \$110 List per door**



**Veneer Shrouds**  
Add -WS to style number  
**Add \$350 List** for two base units  
**Add \$525 List** for triple base units

Veneer species must be noted on each line item

### Veneer Grade 1

Cherry  
Maple  
Ligno-Grain  
Walnut



### Veneer Grade 2

Rift Oak  
Sapele

### Veneer Grade 3

Anigre

# HBF Motive Series Tables

Style Number	List Prices	Veneer 1	Veneer 2	Veneer 3	Laminate	Solid Surface	Dimensions				Cartoned Weight (lbs.)
							OW	OD	OH	DIA	
<b>Rectangle Teaming with Extruded Legs</b>											
	MO81A-F	2525	2727	3030	950		54	24	29		105
	MO81B-F	2680	2894	3216	975		60	24	29		110
	MO81C-F	2715	2932	3258	995		66	24	29		115
	MO81D-F	2870	3100	3444	1015		72	24	29		120
	MO81E-F	2730	2948	3276	1015		54	30	29		115
	MO81F-F	2770	2992	3324	1035		60	30	29		120
	MO81G-F	2830	3056	3396	1055		66	30	29		125
	MO81H-F	2990	3229	3588	1080		72	30	29		130
	MO81J-F	3105	3353	3726	1100		72	36	29		135

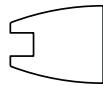
Veneer species must be noted on each line item.

Edge profile must be noted on each line item.

Note: Veneer price is for Edge Profile #2.

Veneer and Laminate price is for Edge Profile #3.


## Edge Details



**Profile 2**  
Wood Veneer



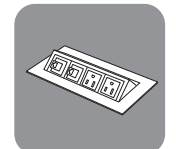
**Profile 3**  
Wood Veneer and  
Laminate Tops



**PVC Protective Edge**  
(Veneer tops only)  
Add -T to style number  
Deduct \$260 List



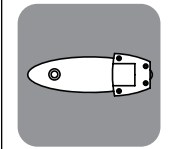
**Bumper Insert**  
Add -B2 to style number  
for one piece top  
Add \$150 List



**Softwired Power/Data**  
Indicate AC96M  
on order  
Add \$325 List



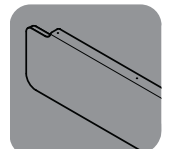
**Daisy Chain Power**  
Indicate AC96DC on  
order. Add \$170 List  
**Starter Kit**  
Indicate AC96DCST on  
order. Add \$185 List  
per kit



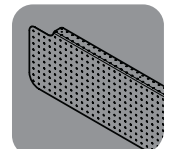
**Table Ganging Device**  
Indicate AC96TC  
on order  
Add \$115 List  
for set of two




**Laminate Modesty Panel**  
Add -MODL  
to style number  
Add \$205 List



**Veneer Modesty Panel**  
Add -MODW  
to style number  
Add \$275 List



**Perforated Metal Modesty Panel**  
Add -MODM  
to style number  
Add \$205 List



**Locking Casters**  
Add -CC  
to style number  
**No Charge**

Veneer species must be noted on each line item

<u>Veneer Grade 1</u>	<u>Veneer Grade 2</u>	<u>Veneer Grade 3</u>
Cherry	Rift Oak	Anigre
Maple	Sapele	
Ligno-Grain		
Walnut		